



2012-2013 GMT Reports for District (or Undistricted) **District 201N5 AUSTRALIA**

GMT: **John Douglas William Muller**

Location: **AUSTRALIA**

GMT CA: **7**

CLUBS

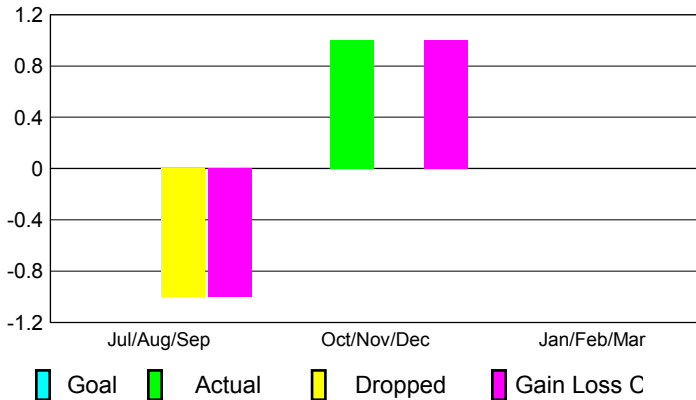
Club Results
2012-2013

Clubs
2011-2012

Month	New Club Goal	Actual New Clubs	Actual Dropped Clubs	Gain/Loss of Clubs	Gain/Loss of Clubs
Jul/Aug/Sep		0	-1	-1	0
Oct/Nov/Dec		1	0	1	1
Jan/Feb/Mar					0
Totals		1	-1	0	1

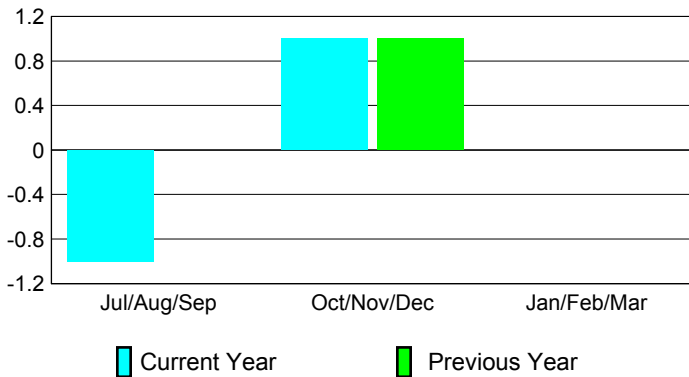
Club Results 2012-2013

Goal, New, Dropped, Gain/Loss



Comparison of Club Gain/Loss

Current Year Compared to the Previous Year



YTD Status Quo Clubs 2012-2013

Status Quo Clubs Compared to Status Quo Members



MEMBERSHIP

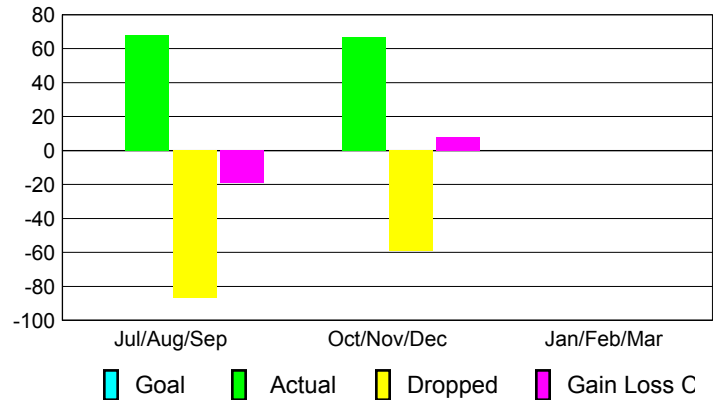
Membership Results
2012-2013

Membership
2011-2012

Month	Net Memb Goal	Actual New Memb	Actual Dropped Memb	Gain/Loss of Memb	Gain/Loss of Memb
Jul/Aug/Sep		68	-87	-19	-18
Oct/Nov/Dec		67	-59	8	-2
Jan/Feb/Mar					10
Totals		135	-146	-11	-10

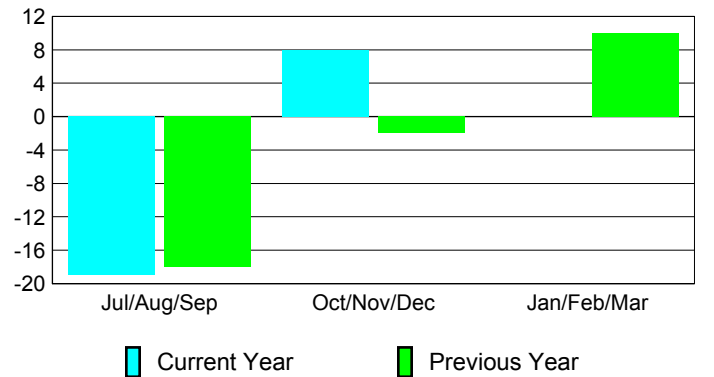
Membership Results 2012-2013

Goal, New, Dropped, Gain/Loss

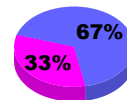


Comparison of Membership Gain/Loss

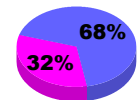
Current Year Compared to the Previous Year



Gender Comparison 2012-2013



Jul/Aug/Sep



Oct/Nov/Dec

Jan/Feb/Mar

Male

Female



2012-2013 GMT Reports for District (or Undistricted) **District 201N5 NORFOLK**

GMT: John Douglas William Muller

Location: NORFOLK ISLAND

GMT CA: 7

CLUBS

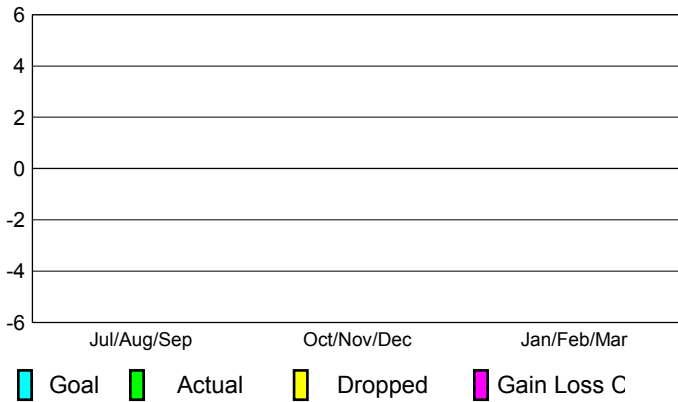
Club Results
2012-2013

Clubs
2011-2012

Month	New Club Goal	Actual New Clubs	Actual Dropped Clubs	Gain/Loss of Clubs	Gain/Loss of Clubs
Jul/Aug/Sep		0	0	0	0
Oct/Nov/Dec		0	0	0	0
Jan/Feb/Mar					0
Totals		0	0	0	0


Club Results 2012-2013

Goal, New, Dropped, Gain/Loss




Comparison of Club Gain/Loss

Current Year Compared to the Previous Year



YTD Status Quo Clubs 2012-2013

Status Quo Clubs Compared to Status Quo Members



MEMBERSHIP

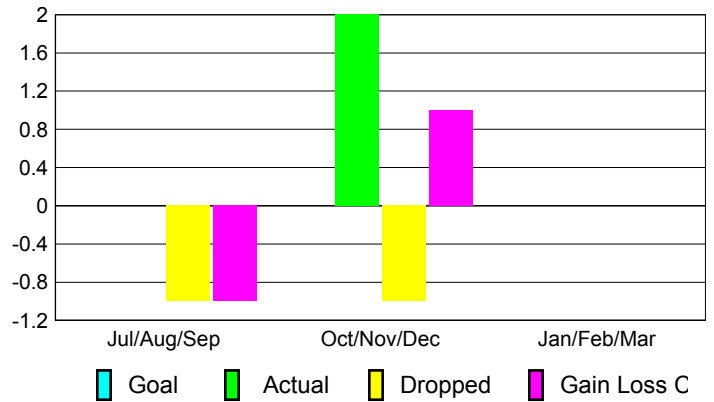
Membership Results
2012-2013

Membership
2011-2012

Month	Net Memb Goal	Actual New Memb	Actual Dropped Memb	Gain/Loss of Memb	Gain/Loss of Memb
Jul/Aug/Sep		0	-1	-1	1
Oct/Nov/Dec		2	-1	1	1
Jan/Feb/Mar					2
Totals		2	-2	0	4

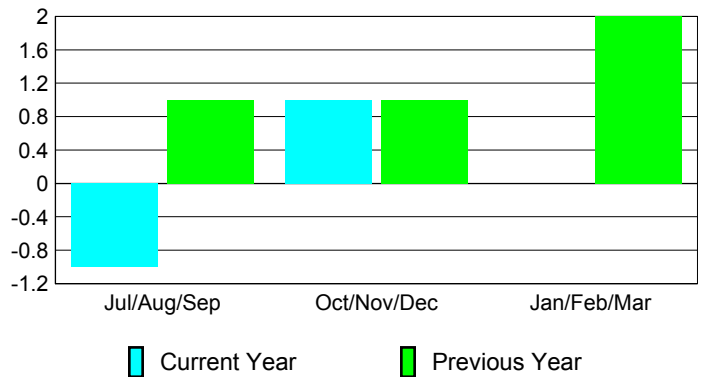
Membership Results 2012-2013

Goal, New, Dropped, Gain/Loss

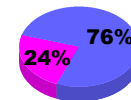


Comparison of Membership Gain/Loss

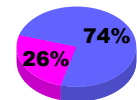
Current Year Compared to the Previous Year



Gender Comparison 2012-2013



Jul/Aug/Sep



Oct/Nov/Dec

Jan/Feb/Mar

Male

Female